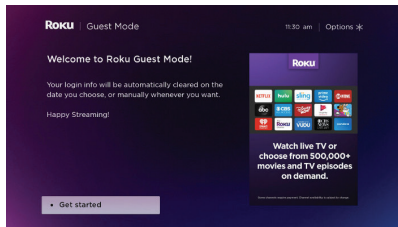




Start streaming your favorite TV!

This home has a Roku device with Guest Mode for you to enjoy. Just follow the quick steps and you'll be streaming in no time.

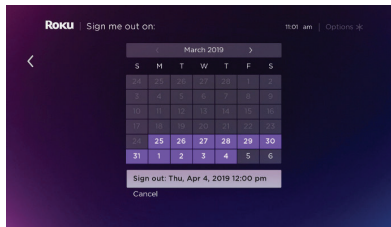
Get started



1

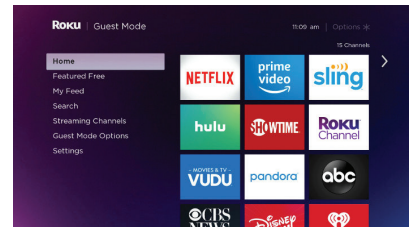
Turn on the Roku device

(Note: you may need to select the correct HDMI input)



2

Select your checkout date



3


Start streaming

All of your logins will erase automatically on the checkout date you choose.

What to watch


Your favorite subscriptions

Easily sign in and enjoy your favorite subscription services.



Free TV

Enjoy hundreds of free movies and TV shows, plus live news, sports, and more.



Find thousands of channels to watch by selecting Streaming Channels on the main menu.

Leaving early?

No problem. Scroll to **Guest Mode Options** on the Roku home screen and select **Sign out now** to erase your logins.